



UNBRANDED BUILT IN RANGE

CONTENTS

- 04** ovens
- 10** hobs
- 16** microwaves
- 18** hoods
- 26** splashbacks
- 27** wine coolers
- 31** refrigeration
- 34** dishwashers
- 34** laundry

WELCOME

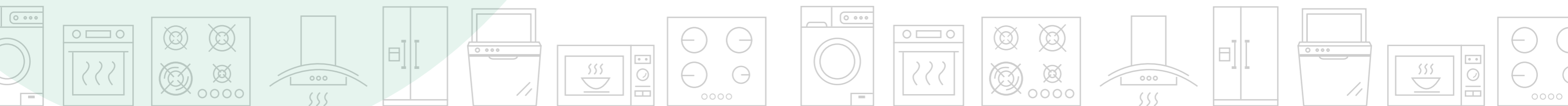
Apelson Appliances UK are specialists in the built in market committed to offering the latest in technology and design. Our proposition to the market is very unique as we offer a full suite of built in appliances that are unbranded therefore allowing our trading partners to market under their own brand or with our brand CATA.

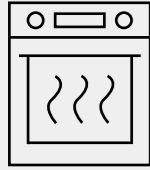
Apelson Appliances UK is a subsidiary of the CNA Group who are a global leader in the home appliances sector with recognition across the world. The CNA Group was founded in Barcelona in 1947 and since then has been a pioneer in the domestic extraction business, with a wide range of products which includes conventional and decorative extractor hoods, ovens, hobs, microwaves, wine coolers, refrigeration, dishwashers and laundry.

Our UK head office is located in Normanton, near Castleford, West Yorkshire and it's from here we operate a fully employed and dedicated after sales team together with technical and sales support. An endorsement of our range and its quality is the 5 year parts and 2 years labour we offer on all our products.



Every CATA appliance is backed with a 5 year parts and 2 year labour warranty for peace of mind.





OVENS



Whether you want to cook with electric or gas, you'll find what you're looking for with our stylish range of built in ovens.

All our ovens are designed to be built in at eye-level or built under a worktop.

TRUE FAN OVENS offers the most evenly distributed heat, and generally does not require any pre-heating.

MULTIFUNCTION OVENS have multiple functions and a choice of heating methods, giving you more choice over how your food is cooked.

'A' ENERGY RATING for energy efficiency cooking.

PLUG & GO OVENS supplied with a 13A fitted plug for easy installation. Simply plug in and ready to go.



Every CATA appliance is backed with a 5 year parts and 2 year labour warranty for peace of mind.



CUL57MMSS.1
true fan electric oven

- **black glass & stainless steel**
- 55 litre capacity
- 4 function electric oven with grill
- 1 x oven shelf
- 13A connection with plug
- dimensions: H590 x W595 x D555mm
- slim installation depth: 530mm



CUL57PGSS.2
true fan electric oven

- **black glass & stainless steel**
- 55 litre capacity
- 4 function electric oven with grill
- LED touch programmer
- 1 x oven shelf
- 13A connection with plug
- dimensions: H590 x W595 x D520mm
- slim installation depth: 530mm



UBO651BK
true fan electric oven

- **black glass**
- 65 litre capacity
- 4 function electric oven with grill
- minute minder
- removable door glass
- easy clean enamel
- 1 x oven shelf, 1 x deep tray & 1 x trivet
- 13A connection with plug
- dimensions: H595 x W595 x D550mm



UBO651SS
true fan electric oven

- **black glass & stainless steel**
- 65 litre capacity
- 4 function electric oven with grill
- minute minder
- removable door glass
- easy clean enamel
- 1 x oven shelf, 1 x deep tray & 1 x trivet
- 13A connection with plug
- dimensions: H595 x W595 x D550mm



UBO652BK
true fan electric oven

- **black glass**
- 65 litre capacity
- 4 function electric oven with grill
- LED button programmer
- removable door glass
- easy clean enamel
- 1 x oven shelf, 1 x deep tray & 1 x trivet
- 13A connection with plug
- dimensions: H595 x W595 x D550mm



UBO652SS
true fan electric oven

- **black glass & stainless steel**
- 65 litre capacity
- 4 function electric oven with grill
- LED button programmer
- removable door glass
- easy clean enamel
- 1 x oven shelf, 1 x deep tray & 1 x trivet
- 13A connection with plug
- dimensions: H595 x W595 x D550mm






black glass



black glass & stainless steel

UBO653BK/UBO653SS true fan electric oven

- available in black glass & black glass & stainless steel
- 65 litre capacity
- 9 function electric oven with grill
- LED button programmer
- removable door glass
- easy clean enamel
- 1 x oven shelf, 1 x deep tray & 1 x trivet
- 13A connection with plug
- dimensions: H595 x W595 x D550mm



UBDO901S true fan electric double oven

- black glass & stainless steel
- 74/37 litre nett oven capacity
- fanned main oven
- conventional top oven
- removable door glass
- easy clean black enamel
- oven light (main cavity)
- LED button programmer
- 2 x oven shelves, 1 x deep tray, 1 x trivet
- cable without plug supplied

REVERSIBLE SIDE OPENING DOOR



SWING60SS multifunction true fan electric oven with side opening


- black glass & stainless steel
- 67 litre capacity
- 8 function electric oven with grill
- LED touch programmer
- reversible door with removable glass
- easy clean enamel
- 2 wire shelves and grill pan set
- 13A connection
- dimensions: H595 x W595 x D570mm

STUDIO KITCHEN COLLECTION



UBC72MF true fan electric oven

- black glass
- 72 litre capacity
- 12 function electric oven with grill
- LED touch control
- digital timer
- 1 x oven shelf
- 13A connection
- dimensions: H595 x W595 x D575mm



UBC72PY true fan electric pyrolytic oven

- black glass
- 72 litre capacity
- 13 function electric oven with grill
- Pyrolytic cleaning
- LED touch control
- digital timer
- 1 x oven shelf
- 16A connection
- dimensions: H595 x W595 x D575mm



UBC45CM combination microwave with grill & convection oven

- black glass
- 50 litre capacity
- 900W microwave
- 13 cooking programmes
- LED touch control
- digital timer
- child lock
- 16A connection
- dimensions: H454 x W595 x D568mm

GAS OVEN


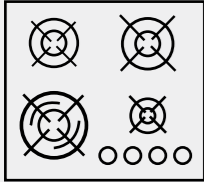
UBGMMT60SS gas oven

- black glass & stainless steel
- 56 litre capacity
- 3 function gas oven with grill
- flame safety device
- auto ignition
- one wire shelf and grill pan
- dimensions: H595 x W595 x D540mm



UBC14WD handleless warming drawer

- black glass
- 22 litre capacity
- digital control
- 1000W
- 25kg max load
- 6 hour timer
- dough proving function
- dimensions: H141 x W595 x D561mm



GAS HOBS

Offering a traditional way to cook food on a hob, our gas hobs are simple to use and will instantly update your kitchen.



Every CATA appliance is backed with a 5 year parts and 2 year labour warranty for peace of mind.

GRILL3 cast iron griddle plate for use with gas hobs



REVERSIBLE DESIGN

- cast iron construction provides even heat distribution and retention whilst locking in moisture and flavour
- integrated handles for easy transportation
- non-stick surface for healthier cooking and easy to clean
- dimensions: W390 x D200 x H15mm



UBGHJ607 60cm 4 burner gas on glass hob including wok burner

- **black glass**
- auto ignition
- pro satin pan stands
- flame safety device
- LPG convertible with jets included
- dimensions: W590 x D510mm




UBGHFFJ60.1 60cm 4 burner gas hob

- **stainless steel**
- auto ignition
- enamel pan stands
- flame safety device
- LPG convertible with jets included
- dimensions: W580 x D500mm



UBGHDFJ60.1 60cm 4 burner gas hob including wok burner

- **stainless steel**
- auto ignition
- cast iron pan stands
- flame safety device
- LPG convertible with jets included
- dimensions: W580 x D500mm



UBGHDFJ70.1 70cm 5 burner gas hob including wok burner

- **stainless steel**
- auto ignition
- cast iron pan stands
- flame safety device
- LPG convertible with jets included
- dimensions: W700 x D510mm



UBGOG601BK 60cm 4 burner gas on glass hob

- **black glass**
- auto ignition
- cast iron pan stands
- flame safety device
- LPG convertible with jets included
- dimensions: W590 x D520mm



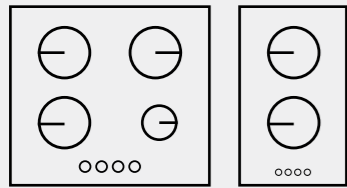
UBGOG701BK 70cm 5 burner gas on glass hob including wok burner

- **black glass**
- auto ignition
- cast iron pan stands
- flame safety device
- LPG convertible with jets included
- dimensions: W700 x D520mm



UBGOG901BK 90cm 5 burner gas on glass hob including wok burner

- **black glass**
- auto ignition
- cast iron pan stands
- flame safety device
- LPG convertible with jets included
- dimensions: W874 x D520mm

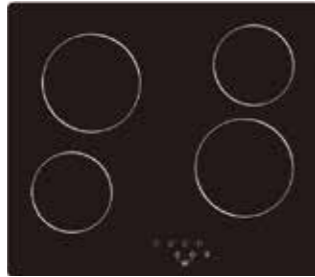


CERAMIC, SOLID PLATE & DOMINO HOBS

CERAMIC HOBS


UBTCC60F 60cm ceramic hob

- **black glass**
- 4 cooking zones
- 9 power levels
- timer
- residual heat indicator
- touch control operation
- 32amp connection - cable supplied
- dimensions: W590 x D520mm




UBTCC60LC.1 60cm ceramic hob

- **black pro satin glass**
- 4 cooking zones
- 9 power levels
- residual heat indicator
- touch control operation
- 32amp connection - cable supplied
- dimensions: W590 x D520mm



UBCH60KCR 60cm ceramic hob

- **black glass**
- 4 cooking zones
- 15 power levels
- residual heat indicator
- rotary control
- 32amp connection - cable supplied
- dimensions: W580 x D510mm

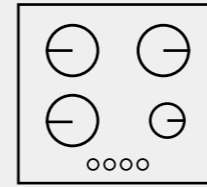


SOLID PLATE HOB



UBSPH60KCR 60cm solid plate hob

- **stainless steel**
- 4 cooking zones
- 6 power levels
- rotary control
- 25amp connection - cable supplied
- dimensions: W590 x D510mm



INDUCTION HOBS

Our range of induction hobs are a sleek contemporary addition to any kitchen. They are simple to use and provide economy and a swift cooking experience with instant heat at the touch of a button.

These fast and ultra-efficient hobs are highly responsive as they use a magnetic field to generate heat, making induction a quicker cooking option than using a gas or electric hob. This makes it an efficient way to cook your meals, and great news for you and the environment.

DOMINO HOBS PERFECT FOR SMALL SPACES OR COMBINING COOKING STYLES

UBTC30FLC 30cm domino ceramic hob

- **black glass**
- 2 cooking zones
- 9 power levels
- residual heat indicator
- touch control operation
- timer
- plug and go with 13A fitted plug
- dimensions: W290 x D520mm



CUL30TC 30cm domino ceramic hob

- **black glass**
- 2 cooking zones
- 9 power levels
- residual heat indicator
- touch control operation
- 15 minute cut-off timer
- plug and go with 13A fitted plug
- dimensions: W290 x D520mm



DOMINO INDUCTION HOB

UBIND30FLC 30cm domino induction hob

- **black glass**
- 2 cooking zones
- 9 power levels
- 2 x boost zones
- residual heat indicator
- touch control operation
- timer
- plug and go with 13A fitted plug
- dimensions: W290 x D520mm



UBIND60BF 60cm induction hob

- **black glass**
- 4 cooking zones
- 2 x boost zones
- timer
- pause/keep warm functions
- residual heat indicator
- touch control operation
- auto pan detection system
- radio frequency compatible
- 32amp connection - cable supplied
- dimensions: W590 x D520mm



UBIND60FLC 60cm induction hob

- **black pro satin glass**
- 4 cooking zones
- timer
- pause/keep warm functions
- residual heat indicator
- touch control operation
- 32amp connection - cable not supplied
- dimensions: W590 x D520mm



UBINDECO60F 60cm induction hob

- **black glass**
- 4 cooking zones
- 4 x ECOBoost zones
- timer
- pause/keep warm functions
- residual heat indicator
- touch slider control
- auto pan detection system
- plug and go with 13A fitted plug
- can be converted to a 32A connection
- dimensions: W590 x D520mm



OUR INDUCTION HOBS COME WITH SOME GREAT STANDARD FEATURES

TOUCH CONTROLS enable you to select the cooking zone and the power level with ease.

POWER LEVELS - with up to 9 power levels you have the flexibility to suit your cooking needs.

EASY CLEANING - simply wipe down with a damp cloth after use and it will look as good as new.

RESIDUAL HEAT INDICATOR is a great safety feature. The letter 'H' appears and will flash to warn you when the surface is still too hot to touch.

AUTO PAN DETECTION SYSTEM is another great safety feature. If your pan is undetected the hob will not work. This is why they are so much more energy efficient.

PLUG & GO - our induction hobs are supplied with a 13A fitted plug for easy installation. Simply plug in and ready to start cooking!



ICONFECO60 60cm flex zone induction hob

- **black pro satin glass**
- 4 cooking zones (2 x flex)
- 4 x ECOBoost zones
- timer
- boost/keep warm functions
- residual heat indicator
- touch slider control
- auto pan detection system
- plug and go with 13A fitted plug
- dimensions: W590 x D520mm



ICONFLEX60F 60cm flex zone induction hob

- **black glass**
- 4 cooking zones (2 x flex)
- 9 power levels
- 4 x boost zones
- timer
- pause/keep warm functions
- residual heat indicator
- touch slider control
- auto pan detection system
- 32amp connection - cable supplied
- dimensions: W590 x D520mm



UBIND77F 77cm induction hob

- **black glass**
- 4 cooking zones
- 9 power levels
- 4 x boost zones
- timer
- pause/keep warm functions
- residual heat indicator
- touch slider control
- auto pan detection system
- 32amp connection - cable supplied
- dimensions: W770 x D520mm

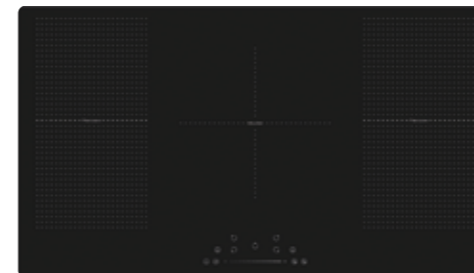


WOKSSI
stainless steel gourmet wok for use with induction hobs



UBINDECO60LC 60cm induction hob

- **black pro satin glass**
- 4 cooking zones
- 4 x ECOBoost zones
- timer
- pause/keep warm functions
- residual heat indicator
- touch control operation
- auto pan detection system
- plug and go with 13A fitted plug
- dimensions: W590 x D520mm



ICONFLEX90F 90cm flex zone induction hob

- **black glass**
- 5 cooking zones (2 x flex)
- 9 power levels
- 5 x boost zones
- timer
- pause/keep warm functions
- residual heat indicator
- touch slider control
- auto pan detection system
- 40amp connection - cable supplied
- dimensions: W900 x D520mm



UBIND90F 90cm induction hob

- **black glass**
- 5 cooking zones
- 9 power levels
- 5 x boost zones
- timer
- pause/keep warm functions
- residual heat indicator
- touch slider control
- auto pan detection system
- 50amp connection - cable supplied
- dimensions: W900 x D520mm



GRILL2 cast iron health griddle for use with induction hobs

- cast iron construction provides even heat distribution and retention whilst locking in moisture and flavour
- non-stick surface for healthier cooking and easy to clean
- integrated handles for easy transportation
- dimensions: W432 x D228 x H37mm

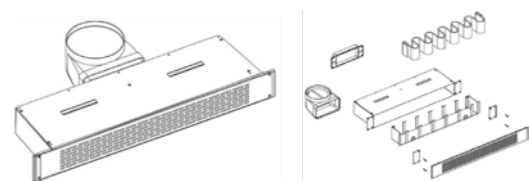


INDUCTION HOBS WITH DOWNDRAFT EXTRACTION


Our induction hobs with downdraft extraction combine seamless innovation with design and functionality.

With an integrated ventilation module at the centre of the hob you can concentrate completely on cooking.

The extraction unit sits separate to the hob and provides high performance as well as near silent operation. The extractor can be vented to the outside or used in recirculation mode.



ICONFKIT2 Ventilation kit for recirculation for ICONFXP75DDG/ICONFXP75DDS/ UBDD75LC/ICONFLEX75DD



UBDD75LC 77cm induction hob with downdraft extraction

- black glass with black designer grille
- 4 cooking zones
- induction pure air system
- 9 power levels
- 4 x boost zones
- timer
- LED touch sense display
- residual heat indicator
- auto pan detection system
- 3 fan speeds
- max noise level 69dB
- 450 m³/hr extraction
- suited to vent/recirculate
- fan motor pack included
- filter code: ICONFKIT2
- 32amp connection - cable supplied
- dimensions: W770 x D520mm



A

ICONFLEX75DD 77cm powerflex induction hob with downdraft extraction

- black glass with black grille
- 4 cooking zones (2 x flex)
- 9 power levels
- 4 x boost zones
- timer
- LED touch sense display
- pause/keep warm functions
- residual heat indicator
- auto pan detection system
- 6 fan speeds
- max noise level 67dB
- 579 m³/hr extraction
- suited to vent/recirculate
- fan motor pack included
- filter code: ICONFKIT2
- 32amp connection - cable supplied
- dimensions: W770 x D520mm



ICONFXP75DDG gunmetal grille & trim


A



ICONFXP75DDS stainless steel grille & trim

77cm flex induction hob with downdraft extraction

- available in black glass with gun metal grille & trim or stainless steel grille & trim
- 4 cooking zones (2 x flex)
- 9 power levels
- 4 x boost zones
- timer
- LED touch sense display
- pause/keep warm functions
- residual heat indicator
- auto pan detection system
- 6 fan speeds
- max noise level 67dB
- 579 m³/hr extraction
- suited to vent/recirculate
- fan motor pack included
- filter code: ICONFKIT2
- 32amp connection - cable supplied
- dimensions: W770 x D520mm



MICROWAVES



UNBRANDED TO
MATCH ANY OVEN

Save space and bring style
into your kitchen with
these compact combination
microwave ovens.



UB38IMGBK built-in microwave & grill

- **black & stainless steel**
- 20 litre capacity
- wall cabinet
- 800W microwave
- 8 cooking programmes
- white LED display
- touch controls
- child lock
- 255mm turntable diameter
- dimensions:
H387 x W595 x D325mm
- installation depth 300mm

SUITABLE FOR WALL CABINETS



stainless steel



black

UBMIC20SS.1/ UBMIC20BK.1 built-in microwave

- **available in stainless steel or black**
- 20 litre capacity
- 700W microwave
- 5 power levels
- rotary controls
- mechanical timer
- 245mm turntable diameter
- dimensions:
H390 x W595 x D313mm
- installation depth 300mm



stainless steel



black

UBMICL20SS.1/ UBMICL20BK.1 built-in microwave & grill

- **available in stainless steel or black**
- 20 litre capacity
- 700W microwave
- 5 power levels
- red LED display
- digital controls
- 245mm turntable diameter
- dimensions:
H390 x W595 x D313mm
- installation depth 300mm



BM17LBS built-in microwave & grill

- **black glass & stainless steel**
- 17 litre capacity
- wall cabinet
- 700W microwave
- 11 cooking programmes
- red LED display
- rotary controls
- child lock
- 245mm turntable diameter
- dimensions:
H388 x W595 x D320mm
- installation depth 300mm

SUITABLE FOR STANDARD DEPTH CABINETS



stainless steel



black

UBCOMBI25SS/ UBCOMBI25BK combination microwave with grill & convection oven

- **available in stainless steel or black**
- 25 litre capacity
- 900W microwave
- 8 cooking programmes
- white LED display
- digital controls
- child lock
- 315mm turntable diameter
- dimensions:
H390 x W592 x D530mm
- installation depth 550mm



stainless steel



black

UBCOMBI31SS/ UBCOMBI31BK combination microwave with grill & convection oven

- **available in stainless steel or black**
- 31 litre capacity
- 900W microwave
- 8 cooking programmes
- white LED display
- digital controls
- child lock
- 315mm turntable diameter
- dimensions:
H390 x W592 x D530mm
- installation depth 550mm



UBMG25SS built-in microwave & grill

- **black & stainless steel**
- 25 litre capacity
- 900W microwave
- 8 cooking programmes
- red LED display
- digital controls
- child lock
- 315mm turntable diameter
- dimensions:
H388 x W595 x D400mm
- installation depth 500mm



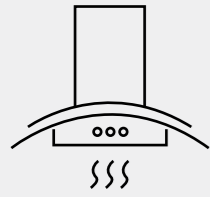
BMG25BK built-in microwave & grill

- **black & stainless steel**
- 25 litre capacity
- 900W microwave
- 10 cooking programmes
- white LED display & backlit dial
- rotary controls
- 315mm turntable diameter
- dimensions:
H388 x W595 x D410mm
- installation depth 500mm



UBPBK20LC.1 built-in microwave

- **black**
- 20 litre capacity
- 800W microwave
- 5 power levels
- rotary controls
- 245mm turntable diameter
- dimensions:
H388 x W595 x D345mm
- installation depth 340mm



HOODS

Whether you're looking to add a focal point in your kitchen, or simply looking for a practical solution to keeping your kitchen clean and free from cooking smells, grease and steam we have a wide range of stylish hoods to suit all budgets, lifestyles and kitchens spaces.

Most of our hoods are suitable to vent or recirculate and require either a 125mm or 150mm ducting kit for external venting (see below.)



KITVENT1F
125mm ventilation kit
for external venting



KITVENT2
150mm ventilation
kit for external
venting

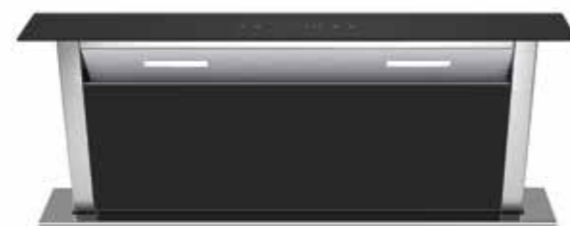


DESIGNED FOR AN ISLAND UNIT



UBDDGS60ABK
60cm downdraft extractor

- stainless steel/black glass
- 4 fan speeds
- 2 x 1W LED lights
- touch control blue LED display
- motorised lift mechanism
- can be used with a gas hob
- max noise level 73dB
- 579.9m³/hr extraction
- filter code: ATFILT3
- 150mm ducting
- dimensions: W580 x D368 x H725-1100mm



UBDDGS90ABK
90cm downdraft extractor

- stainless steel/black glass
- 4 fan speeds
- 2 x 1W LED lights
- touch control blue LED display
- motorised lift mechanism
- can be used with a gas hob
- max noise level 73dB
- 605.5m³/hr extraction
- filter code: ATFILT3
- 150mm ducting
- dimensions: W880 x D368 x H725-1100mm



UBSDCH90W
90cm designer in-ceiling hood

- stainless steel/white glass
- 3 fan speeds
- 1 x 8W LED panel
- white LED mood lighting
- touch control/remote control
- max noise level 66dB
- 596.5m³/hr extraction
- filter code: SCF1
- 150mm ducting
- dimensions: W900 x D500 x H326mm

A



white glass



black glass

90cm DESIGNER IN-CEILING HOOD
UBSDCH901W
UBSDCH902BK

- available in white glass or black glass
- 3 fan speeds
- 2 x 5W LED strip lights
- touch control/remote control
- max noise level 68dB
- 618m³/hr extraction
- filter code: SCF1
- 150mm ducting
- dimensions: W895 x D500 x H319mm



stainless steel



black



white

110cm DESIGNER IN-CEILING HOOD
UBADCH110SS1
UBADCH110BK1
UBADCH110W1

- available in stainless steel, black/stainless steel or white/stainless steel
- 3 fan speeds
- 4 x 1.5W LED lights
- touch control/remote control
- max noise level 74dB
- 991.5m³/hr extraction
- filter code: ATFILT1
- 150mm ducting
- dimensions: W1100 x D700 x H300-520mm

PERFECT DESIGN FOR A LARGE OPEN SPACE KITCHEN
WITH AN ISLAND DESIGN



stainless steel



black

ISLA90SS/ISLA90BK
90cm curved glass island hood

- available in stainless steel/glass or black/glass
- 3 fan speeds
- 4 x 1.5W LED lights
- 5 x button soft electronic touch control
- max noise level 68dB
- 639.7m³/hr extraction
- filter code: TMFILT4
- 150mm ducting
- dimensions: W895 x D600 x H709-1269mm



stainless steel



black

BLACK
AVAILABLE
MAY

ISLAICON1/ISLAICONBK1
35cm island chandelier hoods

- available in stainless steel or black
- 3 fan speeds
- 2 x 1W LED lights
- electronic button control
- max noise level 72dB
- 557.5m³/hr extraction
- filter code: ATFILT5
- Recirculation only
- dimensions: diameter: 352 x H600-1600mm



A

stainless steel



black

ANGLED HEADROOM HOODS

60cm UBLCHH60SS
60cm UBLCHH60

- available in stainless steel/black curva glass, black steel & curva glass/stainless steel flue
- 3 fan speeds
- 2 x 1.5W warm LED lights
- push button control
- max noise level 58dB
- 290m³/hr extraction
- filter code: TMFILT1
- 150mm ducting
- dimensions: W595 x D294 x H776-1056mm



A+

ICON60H
60cm angled hood

- black
- 9 fan speeds
- 2 x 1.5W LED lights
- LED touch control
- brushless motor technology
- max noise level 62dB
- 522.8m³/hr extraction
- filter code: TMFILT4
- 150mm ducting
- dimensions: W595 x D400 x H825-1100mm



A+

ICON90H
90cm angled hood

- black glass
- 9 fan speeds
- 2 x 1.5W LED lights
- LED touch control
- brushless motor technology
- max noise level 62dB
- 522.8m³/hr extraction
- filter code: TMFILT4
- 150mm ducting
- dimensions: W895 x D400 x H825-1100mm

WARRANTY
5 YEAR PARTS
2 YEAR LABOUR



ANGLED GLASS HOODS

60cm ANG60BKS
70cm ANG70BKS
90cm ANG90BKS

- black glass/stainless steel flue
- 3 fan speeds
- 2 x 1.5W warm LED lights
- touch control
- max noise level 64dB
- 326m³/hr extraction
- filter code: TMFILT1
- 150mm ducting
- 60cm dimensions:
W595 x D348 x H490-775mm
- 70cm dimensions:
W695 x D348 x H490-775mm
- 90cm dimensions:
W895 x D348 x H490-775mm



KITVENT1F
125mm ventilation kit
for external venting



KITVENT2
150mm ventilation kit
for external venting



ICE BLUE LED EDGE LIGHTING



ANGLED GLASS HOOD WITH LED HALO

60cm UBAHALO6
70cm UBAHALO7
90cm UBAHALO9

- black steel/glass
- 3 fan speeds
- 1 x 3W LED & 1 x 3W ambient light
- ice blue LED edge lighting
- touch control
- radio frequency compatible
- max noise level 67dB
- 400m³/hr extraction
- filter code: CARBFILT4
- 125mm ducting
- 60cm dimensions:
W598 x D330 x H340mm
- 70cm dimensions:
W698 x D330 x H340mm
- 90cm dimensions:
W898 x D330 x H340mm



DECORATIVE LED LIGHTING



ANGLED GLASS HOOD WITH DECORATIVE LED LIGHTS

60cm UBARUNW6
70cm UBARUNW7
90cm UBARUNW9

- black glass
- 3 fan speeds
- 1 x 3W LED & 2 x 3W ambient lights
- touch control
- radio frequency compatible
- max noise level 67dB
- 400m³/hr extraction
- filter code: CARBFILT4
- 125mm ducting
- 60cm dimensions:
W598 x D350 x H820-1050mm
- 70cm dimensions:
W698 x D350 x H820-1050mm
- 90cm dimensions:
W898 x D350 x H820-1050mm



stainless steel



black

CURVED GLASS CHIMNEY HOOD

60cm UBSCG60SS/UBSCG60BK
70cm UBSCG70SS/UBSCG70BK
90cm UBSCG90SS/UBSCG90BK

- available in stainless steel or black
- 3 fan speeds
- 1 x 1.5W round LED lights
- push button control
- 150mm ducting
- 60cm dimensions: W600 x D500 x H520-780mm
- 70cm dimensions: W700 x D500 x H520-780mm
- max noise level 64dB
- 308.3m³/hr extraction
- filter code: SCF2
- 90cm dimensions: W900 x D500 x H560-820mm
- max noise level 61dB
- 509.4m³/hr extraction
- filter code: SCF1

see pages 26 for matching splashbacks

WARRANTY
5 YEAR PARTS
2 YEAR LABOUR



stainless steel



black

CHIMNEY HOOD

60cm UBSCH60SS/UBSCH60BK
70cm UBSCH70SS/UBSCH70BK
90cm UBSCH90SS/UBSCH90BK
100cm UBSCH100SS/UBSCH100BK

- available in stainless steel or black
- 3 fan speeds
- push button control
- 150mm ducting
- 60cm dimensions: W600 x D465 x H580-960mm
- 70cm dimensions: W700 x D465 x H580-960mm
- 90cm dimensions: W900 x D465 x H580-960mm
- 2 x 2W LED lights
- max noise level 63dB
- 345m³/hr extraction
- filter code: SCF2
- 100cm dimensions: W1000 x D500 x H695-1075mm
- 2 x 1.5W LED lights
- max noise level 61dB
- 537.3m³/hr extraction
- filter code: SCF1



60cm



90cm

BOX HOOD

60cm ICONBOX60.1
70cm ICONBOX70.1
90cm ICONBOX90.1

- stainless steel/black glass
- 3 fan speeds
- 2 x 1.5W LED lights
- touch control
- max noise level 67dB
- 565m³/hr extraction
- filter code: TMFILT4
- 150mm ducting
- 60cm dimensions: W600 x D500 x H660-1035mm
- 70cm dimensions: W700 x D500 x H660-1035mm
- 90cm dimensions: W900 x D500 x H660-1035mm



KITVENT1F
125mm ventilation kit for external venting



FLAT GLASS HOOD

60cm UBFG60SS
70cm UBFG70SS

- stainless steel/glass
- 3 fan speeds
- 2 x 1.5W LED lights
- push button control
- max noise level 71dB
- 578.3m³/hr extraction
- filter code: TMFILT4
- 150mm ducting
- 60cm dimensions: W595 x D470 x H520-970mm
- 70cm dimensions: W695 x D470 x H600-970mm



UBINTD60SV.1
60cm integrated hood

- silver
- 3 fan speeds
- 1 x 2W LED light
- slider control
- max noise level 68dB
- 221.7m³/hr extraction
- filter code: ATFILT1
- 120mm ducting
- dimensions: W600 x D284 x H395mm



white



black



stainless steel

60cm VISOR HOOD

UBSVH60W
UBSVH60BK
UBSVH60SS

- available in white, black or stainless steel
- 3 fan speeds
- 1 x 2W LED light
- push button control
- max noise level 70dB
- 192.7m³/hr extraction
- filter code: SCF3
- 125mm ducting
- dimensions: W600 x D480 x H82mm



INSERT CANOPY HOOD

52cm UBCAN52SV.1
70cm UBCAN70SV.1

- silver
- 3 fan speeds
- 2 x 2W LED lights
- slider control
- max noise level 68dB
- 197.5m³/hr extraction
- filter code: ATFILT1
- 120mm ducting
- 52cm dimensions: W520 x D296 x H162mm
- 70cm dimensions: W7000 x D296 x H162mm

WARRANTY
5 YEAR
PARTS
2 YEAR
LABOUR



stainless steel



black

TELESCOPIC HOOD

60cm UBSTH60SS
60cm UBSTH60BK.1
90cm UBSTH90SS.1

- available in stainless steel or black (60cm only)

- 3 fan speeds
- 2 x 2W LED lights
- rocker control - stainless steel
- touch control - black
- max noise level 64dB
- 301m³/hr extraction
- filter code: SCF2
- 150mm ducting
- 60cm dimensions: W600 x D320-490 x H194mm
- 90cm dimensions: W900 x D320-490 x H194mm

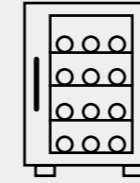
SPLASHBACKS



straight cut stainless steel splashback

60cm SB60
70cm SB70
90cm SB90

- stainless steel
- easy clean finish
- dimensions: H750mm



WINE COOLERS

If you love to entertain, a wine cooler is the perfect addition to any kitchen. With a range of sizes, starting from a 15cm slim design up to a large 60cm double door design we have a wine cooler to fit any storage needs.

Available in black glass finish or stainless steel our sleek unbranded design wine coolers are guaranteed to match with any branded kitchen appliance and will cool your wine and keep your bottles chilled and organised.

All our wine coolers have UV protected glass to ensure no matter the outside temperature, your wine will be kept fresh and ready to drink.


The addition of internal LED lighting will help you to easily see and pick out your desired wine without opening the door.

Many of our wine cooler doors are reversible allowing you to open the door on your preferred side and come with height adjustable feet so you can tailor the height of your wine cooler to fit into your kitchen.

Our wine coolers are supplied with a British Standard 3 pin plug for easy installation.

WARRANTY
5 YEAR
PARTS
2 YEAR
LABOUR

Every CATA appliance is backed with a 5 year parts and 2 year labour warranty for peace of mind.



white



black

INSERT CANOPY HOOD

52cm
UBICON52WN.1/
UBICON52BK.1

75cm
UBICON75W.1/ UBICON75BK.1

- available in white glass or black glass

- 3 fan speeds
- 2 x 1.5W LED lights
- touch control
- max noise level 69dB
- filter code: ATFILT1
- 150mm ducting
- 52cm dimensions: W520 x D296 x H307mm
- 524.2m³/hr extraction
- 75cm dimensions: W750 x D296 x H307mm
- 571.2m³/hr extraction



straight cut black splashback

60cm BSB675
70cm BSB775
90cm BSB975

- black glass
- easy clean finish
- dimensions: H750mm

WARRANTY
5 YEAR
PARTS
2 YEAR
LABOUR

7 BOTTLE CAPACITY



stainless steel



black glass

15cm WINE COOLER

UBBKWC15

UBSSWC15

- available in black glass or stainless steel finish
- 7 bottle capacity
- wooden shelves
- electronic controls
- white LED lighting & temperature display
- reversible door
- UV protected glass
- dimensions: W145 x D475 x H865-885mm

18 BOTTLE CAPACITY



stainless steel



black glass

30cm WINE COOLER

UBBKWC30

UBSSWC30

- available in black glass or stainless steel finish
- 18 bottle capacity
- wooden shelves
- electronic controls
- white LED lighting & temperature display
- reversible door
- UV protected glass
- dimensions: W295 x D575 x H870-890mm

36 BOTTLE CAPACITY



stainless steel

DOUBLE DOOR DUAL ZONE



black

UBBKWC60DD

60cm double door dual zone wine cooler

- black glass finish
- 36 bottle capacity
- wooden shelves
- digital controls
- white LED lighting & temperature display
- UV protected glass
- dimensions: W595 x D575 x H820-840mm

51 BOTTLE CAPACITY



stainless steel



black

60cm DUAL ZONE WINE COOLER

UBSSWC60

UBBKWC60

- available in black or stainless steel finish
- 51 bottle capacity
- wooden shelves
- electronic controls
- white LED lighting & temperature display
- reversible door
- UV protected glass
- dimensions: W595 x D575 x H870-890mm

WARRANTY
5 YEAR
PARTS
2 YEAR
LABOUR

24 BOTTLE CAPACITY



black



stainless steel



DROP DOWN DOOR

60cm BUILT IN COLUMN WINE COOLER

UBICBKWC55
UBICWCSS55.1

- available in black glass or stainless steel finish
- 24 bottle capacity
- wooden shelves
- electronic controls
- white LED lighting & temperature display
- UV protected glass
- dimensions: W592 x D563 x H450mm

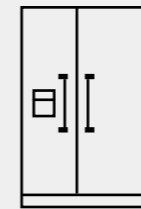
48 BOTTLE CAPACITY



UBICBKWC110

110cm BUILT IN COLUMN WINE COOLER

- black glass finish
- 48 bottle capacity
- wooden shelves
- electronic controls
- white LED lighting & temperature display
- UV protected glass
- dimensions: W590 x D558 x H885mm



REFRIGERATION

Complete your kitchen with these integrated fridges, freezers designed to be fitted within your kitchen cabinetry to create a seamless and space saving solution to cooling and freezing food storage.

WARRANTY
5 YEAR
PARTS
2 YEAR
LABOUR

Every CATA appliance is backed with a 5 year parts and 2 year labour warranty for peace of mind.




UNDER COUNTER FRIDGE WITH ICE BOX

FBUIB60 (F Rating)
FBUIB60E (E Rating)

- white
- 102 litre fridge capacity
- 18 litre freezer ice box capacity
- LED lighting
- mechanical rotary control
- 1 x adjustable & 1 x fixed glass shelf
- 2 x door shelves
- 1 x salad compartment
- dimensions: W595 x D548 x H818mm



18 litre freezer ice box



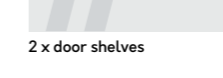
1 x adjustable shelf



1 x fixed glass shelf



2 x door shelves




1 x salad compartment



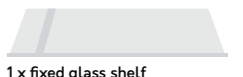
BUILT UNDER COUNTER FRIDGE

FBUF60 (F Rating)
FBUF60E (E Rating)

- white
- 136 litre capacity
- LED lighting
- mechanical rotary control
- 2 x adjustable shelves & 1 x fixed glass shelf
- 2 x door shelves
- 1 x salad compartment
- dimensions: W595 x D548 x H818mm



2 x adjustable shelves



1 x fixed glass shelf



2 x door shelves



1 x salad compartment



1 x salad compartment



BUILT UNDER COUNTER FREEZER

FZBU60 (F Rating)
FZBU60E (E Rating)

- white
- 107 litre capacity
- mechanical rotary control
- 3 x freezer drawers
- dimensions: W595 x D548 x H818mm




3 x freezer drawers

WARRANTY
5 YEAR PARTS
2 YEAR LABOUR




177cm BUILT IN TALL LARDER FRIDGE
FFTL60 (F Rating)
FFTL60E (E Rating)

- white
- 303 litre capacity
- LED lighting
- electronic controls
- 4 x adjustable shelves & 1 x fixed glass shelf
- 4 x door shelves
- 2 x salad crispers
- dimensions: W540 x D545 x H1770mm



4 x adjustable shelves



1 x fixed glass shelf



4 x door shelves



2 x salad crispers




50/50 BUILT IN FRIDGE FREEZER
FFBIS5050 (F Rating)
FFBIS5050E (E Rating)

FROST FREE
FFBIFF5050 (F Rating)
FFBIFF5050E (E Rating)



- white
- 148 litre fridge capacity
- 101 litre freezer capacity
- LED lighting
- mechanical rotary control
- fridge - 3 x adjustable shelves & 1 x fixed glass shelf
- 3 x door shelves
- 1 x salad crisper
- 1 x salad crisper with humidity control (frost free models)
- 3 x freezer drawers plus fold down top compartment
- dimensions: W540 x D545 x H1770mm



3 x adjustable shelves




1 x fixed glass shelf



3 x door shelves



1 x salad crisper (with humidity control - frost free models)



fold down top compartment



3 x freezer drawers




177CM BUILT IN TALL FROST FREE LARDER FREEZER
FFTFZ60 (F Rating)
FFTFZ60E (E Rating)



- white
- 221 litre capacity
- electronic controls
- 7 x freezer drawers
- fold down top compartment
- dimensions: W540 x D545 x H1770mm



fold down top compartment



7 x freezer drawers




70/30 BUILT IN FRIDGE FREEZER
FFBIS7030 (F Rating)
FFBIS7030E (E Rating)


FROST FREE
FFBIFF7030 (F Rating)
FFBIFF7030E (E Rating)



- white
- 181 litre fridge capacity
- 75 litre freezer capacity
- LED lighting
- fridge - 3 x adjustable shelves & 1 x fixed glass shelf
- 4 x door shelves
- 1 x salad crisper,
- 1 x salad crisper with humidity control (frost free models)
- 2 x freezer drawers plus fold down top compartment
- dimensions: W540 x D545 x H1770mm



3 x adjustable shelves



1 x fixed glass shelf



4 x door shelves



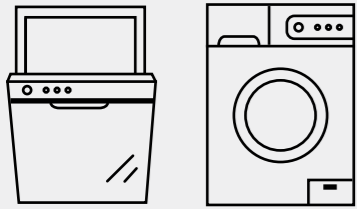
1 x salad crisper (with humidity control - frost free models)



fold down top compartment



2 x freezer drawers



DISHWASHERS & LAUNDRY

A necessity for every kitchen or utility room, our integrated dishwashers and laundry appliances are designed to fit discreetly within your kitchen cabinetry.



UBMD45M.1
45cm built in dishwasher

- 9 place settings
- electronic controls
- 4 programmes
- delay start
- half load
- rapid wash
- ECO wash
- dimensions: W445 x D550 x H815mm



UBMD60M.1
60cm built in dishwasher

- 12 place settings
- electronic controls
- 4 programmes
- delay start
- half load
- rapid wash
- ECO wash
- dimensions: W595 x D550 x H815mm



UBG70WM.1
60cm built in 7kg washing machine

- white
- 16 programmes
- 7kg max washing load
- 1400 rpm max spin speed
- mechanical rotary control
- temperature control
- LED display
- quick wash
- ECO wash
- dimensions: W595 x D540 x H825mm



Every CATA appliance is backed with a 5 year parts and 2 year labour warranty for peace of mind.



UBG80WD.1
60cm built in 8kg washer/6kg dryer

- white
- 16 programmes
- 8kg max washing load
- 1400 rpm max spin speed
- 6kg max drying load
- 3 drying levels
- mechanical rotary control
- temperature control
- LED display
- quick wash
- ECO wash
- dimensions: W595 x D540 x H825mm



Dedicated Sales Support Team
Please call or email with all CATA sales enquiries:
01977 628109



tradeaccounts@apelson.co.uk



After Sales Service Support
Call 0344 800 1128

We pride ourselves in offering a personal service that's fast and friendly. We are committed to providing customers with excellent after sales support and technical assistance. We have a nationwide network of experienced service engineers who are approved to repair CATA products.



Fast nationwide delivery service



Confidence and satisfaction
Every CATA appliance is backed with a 5 year parts and 2 year labour warranty for peace of mind.

Apelson

Apelson Appliances UK Ltd
Good Hope Close
Normanton Industrial Estate
Normanton
West Yorkshire
WF6 1TR
United Kingdom

